



# Rogers

## Assessment Property Record Card for Tax Year 2026

Data provided by LISA DELOZIER County Assessor

Date 04/17/2026  
 Time 14:48:33  
 Page 1

Assessment Data					Primary Image																																																																																																												
<b>Account</b> 660015699 <b>Parcel ID</b> 22N17E-16-2-00000-000-0000 <b>Cadastral ID</b> 16-22-17-00400 <b>Property Type</b> REAL - Real Property <b>Property Class</b> RA VI Area 2 <b>Tax Area</b> 75 - SEQUOYAH/FOYIL FD <b>Name ID</b> 348624 EIMER, JACQUETA LYNN REVOCABLE TRUST  1008 S MUSKOGEE AVE CLAREMORE OK 74017-0000  <b>Parcel Location</b> <b>Situs</b> 18150 E 430 RD <b>Subdivision</b> <b>Lot/Block</b> / <b>Parcel Size</b> 50 - Acres <b>Sec/Twn/Rng</b> 16 / 22 / 17 / 2 <b>Neighborhood</b> 4070 - FOYIL SEQUOYAH AREA <b>School District</b> S006 - SEQUOYAH SCHOOLS																																																																																																																	
<b>Legal Description</b> Lat/Long: 36.39232834 -95.50437260																																																																																																																	
NW NW & SW NE NW					<b>Building Permits</b>																																																																																																												
					<table border="1"> <thead> <tr> <th>Number</th> <th>Description</th> <th>Opened</th> <th>Closed</th> <th>Amount</th> </tr> </thead> <tbody> <tr> <td>R20</td> <td>R21- POSS RMA</td> <td>08/2020</td> <td>11/2020</td> <td></td> </tr> <tr> <td>R4</td> <td>R5 FOR IMPROVEMENTS</td> <td>02/2004</td> <td>01/2005</td> <td></td> </tr> </tbody> </table>	Number	Description	Opened	Closed	Amount	R20	R21- POSS RMA	08/2020	11/2020		R4	R5 FOR IMPROVEMENTS	02/2004	01/2005																																																																																														
Number	Description	Opened	Closed	Amount																																																																																																													
R20	R21- POSS RMA	08/2020	11/2020																																																																																																														
R4	R5 FOR IMPROVEMENTS	02/2004	01/2005																																																																																																														
<b>Exemptions</b>					<b>Sale History</b>																																																																																																												
<table border="1"> <thead> <tr> <th>Code</th> <th>Type</th> <th>Active</th> <th>Maximum</th> <th>Exemption</th> </tr> </thead> <tbody> <tr> <td>H</td> <td>Homestead</td> <td>Yes</td> <td>1,000</td> <td>1,000</td> </tr> </tbody> </table>	Code	Type	Active	Maximum	Exemption	H	Homestead	Yes	1,000	1,000	<table border="1"> <thead> <tr> <th>Bk/Pg</th> <th>Grantor</th> <th>Date</th> <th>Price</th> <th>Code</th> </tr> </thead> <tbody> <tr> <td>/</td> <td>EIMER, JACQUETA LYNN</td> <td>10/30/2025</td> <td>0</td> <td>4</td> </tr> </tbody> </table>				Bk/Pg	Grantor	Date	Price	Code	/	EIMER, JACQUETA LYNN	10/30/2025	0	4																																																																																									
Code	Type	Active	Maximum	Exemption																																																																																																													
H	Homestead	Yes	1,000	1,000																																																																																																													
Bk/Pg	Grantor	Date	Price	Code																																																																																																													
/	EIMER, JACQUETA LYNN	10/30/2025	0	4																																																																																																													
<b>Parcel Valuation</b>																																																																																																																	
<table border="1"> <thead> <tr> <th>Source</th> <th>REAL</th> <th>Fair Cash</th> <th>Capped</th> <th>Asmnt Level</th> <th>Assessed</th> <th>Levy Rate</th> <th>101.310</th> <th>Current Tax</th> </tr> </thead> <tbody> <tr> <td>Remove Cap</td> <td>0</td> <td>Land Value 4,357</td> <td>4,357</td> <td>11%</td> <td>479</td> <td>Assessed</td> <td>12,478</td> <td>1,264.15</td> </tr> <tr> <td>Year Frozen</td> <td>0</td> <td>Improvements 177,892</td> <td>109,081</td> <td></td> <td>11,999</td> <td>Penalty</td> <td>0</td> <td></td> </tr> <tr> <td>Uncapped Value</td> <td>0</td> <td>Mobile Home 0</td> <td>0</td> <td></td> <td>0</td> <td>Exemption</td> <td>1,000</td> <td>-88.00</td> </tr> <tr> <td>TIF Project ID</td> <td>0</td> <td>Total Value 182,249</td> <td>113,438</td> <td></td> <td>12,478</td> <td>Total Taxable</td> <td>11,478</td> <td>1,176.00</td> </tr> </tbody> </table>	Source	REAL	Fair Cash	Capped	Asmnt Level	Assessed	Levy Rate	101.310	Current Tax	Remove Cap	0	Land Value 4,357	4,357	11%	479	Assessed	12,478	1,264.15	Year Frozen	0	Improvements 177,892	109,081		11,999	Penalty	0		Uncapped Value	0	Mobile Home 0	0		0	Exemption	1,000	-88.00	TIF Project ID	0	Total Value 182,249	113,438		12,478	Total Taxable	11,478	1,176.00																																																																				
Source	REAL	Fair Cash	Capped	Asmnt Level	Assessed	Levy Rate	101.310	Current Tax																																																																																																									
Remove Cap	0	Land Value 4,357	4,357	11%	479	Assessed	12,478	1,264.15																																																																																																									
Year Frozen	0	Improvements 177,892	109,081		11,999	Penalty	0																																																																																																										
Uncapped Value	0	Mobile Home 0	0		0	Exemption	1,000	-88.00																																																																																																									
TIF Project ID	0	Total Value 182,249	113,438		12,478	Total Taxable	11,478	1,176.00																																																																																																									
<b>Assessment History</b>																																																																																																																	
<table border="1"> <thead> <tr> <th>Tax Year</th> <th>Statement Number</th> <th>Billed Owner</th> <th>Tax Area</th> <th>Total Value</th> <th>Exemptions</th> <th>Taxable Value</th> <th>Billed Tax</th> </tr> </thead> <tbody> <tr><td>2025</td><td>2025-660015699</td><td>EIMER, JACQUETA LYNN</td><td>75</td><td>165,950</td><td>1000</td><td>11,115</td><td>1,139.00</td></tr> <tr><td>2024</td><td>2024-660015699</td><td>EIMER, JACQUETA LYNN</td><td>75</td><td>109,353</td><td>1000</td><td>10,763</td><td>1,110.00</td></tr> <tr><td>2023</td><td>2023-660015699</td><td>EIMER, JACQUETA LYNN</td><td>75</td><td>103,813</td><td>1000</td><td>10,420</td><td>1,099.00</td></tr> <tr><td>2022</td><td>2022-660015699</td><td>EIMER, JACQUETA LYNN</td><td>75</td><td>105,124</td><td>1000</td><td>10,564</td><td>1,138.00</td></tr> <tr><td>2021</td><td>2021-660015699</td><td>EIMER, JACQUETA LYNN</td><td>75</td><td>105,324</td><td>1000</td><td>10,586</td><td>1,109.00</td></tr> <tr><td>2020</td><td>2020-660015699</td><td>EIMER, JAMES LEE &amp;</td><td>75</td><td>64,526</td><td>1000</td><td>6,098</td><td>669.00</td></tr> <tr><td>2019</td><td>2019-660015699</td><td>EIMER, JAMES LEE &amp;</td><td>75</td><td>63,328</td><td>1000</td><td>5,966</td><td>649.00</td></tr> <tr><td>2018</td><td>2018-660015699</td><td>EIMER, JAMES LEE &amp;</td><td>75</td><td>68,733</td><td>1000</td><td>6,560</td><td>716.00</td></tr> <tr><td>2017</td><td>2017-660015699</td><td>EIMER, JAMES LEE &amp;</td><td>75</td><td>68,018</td><td>1000</td><td>6,482</td><td>704.00</td></tr> <tr><td>2016</td><td>2016-660015699</td><td>EIMER, JAMES LEE &amp;</td><td>75</td><td>67,500</td><td>1000</td><td>6,425</td><td>697.00</td></tr> <tr><td>2015</td><td>2015-660015699</td><td>EIMER, JAMES LEE &amp;</td><td>75</td><td>66,074</td><td>1000</td><td>6,268</td><td>691.00</td></tr> <tr><td>2014</td><td>2014-660015699</td><td>EIMER, JAMES LEE &amp;</td><td>75</td><td>67,389</td><td>1000</td><td>6,412</td><td>717.00</td></tr> <tr><td>2013</td><td>2013-660015699</td><td>EIMER, JAMES LEE &amp;</td><td>75</td><td>66,687</td><td>1000</td><td>6,335</td><td>692.00</td></tr> </tbody> </table>	Tax Year	Statement Number	Billed Owner	Tax Area	Total Value	Exemptions	Taxable Value	Billed Tax	2025	2025-660015699	EIMER, JACQUETA LYNN	75	165,950	1000	11,115	1,139.00	2024	2024-660015699	EIMER, JACQUETA LYNN	75	109,353	1000	10,763	1,110.00	2023	2023-660015699	EIMER, JACQUETA LYNN	75	103,813	1000	10,420	1,099.00	2022	2022-660015699	EIMER, JACQUETA LYNN	75	105,124	1000	10,564	1,138.00	2021	2021-660015699	EIMER, JACQUETA LYNN	75	105,324	1000	10,586	1,109.00	2020	2020-660015699	EIMER, JAMES LEE &	75	64,526	1000	6,098	669.00	2019	2019-660015699	EIMER, JAMES LEE &	75	63,328	1000	5,966	649.00	2018	2018-660015699	EIMER, JAMES LEE &	75	68,733	1000	6,560	716.00	2017	2017-660015699	EIMER, JAMES LEE &	75	68,018	1000	6,482	704.00	2016	2016-660015699	EIMER, JAMES LEE &	75	67,500	1000	6,425	697.00	2015	2015-660015699	EIMER, JAMES LEE &	75	66,074	1000	6,268	691.00	2014	2014-660015699	EIMER, JAMES LEE &	75	67,389	1000	6,412	717.00	2013	2013-660015699	EIMER, JAMES LEE &	75	66,687	1000	6,335	692.00	
Tax Year	Statement Number	Billed Owner	Tax Area	Total Value	Exemptions	Taxable Value	Billed Tax																																																																																																										
2025	2025-660015699	EIMER, JACQUETA LYNN	75	165,950	1000	11,115	1,139.00																																																																																																										
2024	2024-660015699	EIMER, JACQUETA LYNN	75	109,353	1000	10,763	1,110.00																																																																																																										
2023	2023-660015699	EIMER, JACQUETA LYNN	75	103,813	1000	10,420	1,099.00																																																																																																										
2022	2022-660015699	EIMER, JACQUETA LYNN	75	105,124	1000	10,564	1,138.00																																																																																																										
2021	2021-660015699	EIMER, JACQUETA LYNN	75	105,324	1000	10,586	1,109.00																																																																																																										
2020	2020-660015699	EIMER, JAMES LEE &	75	64,526	1000	6,098	669.00																																																																																																										
2019	2019-660015699	EIMER, JAMES LEE &	75	63,328	1000	5,966	649.00																																																																																																										
2018	2018-660015699	EIMER, JAMES LEE &	75	68,733	1000	6,560	716.00																																																																																																										
2017	2017-660015699	EIMER, JAMES LEE &	75	68,018	1000	6,482	704.00																																																																																																										
2016	2016-660015699	EIMER, JAMES LEE &	75	67,500	1000	6,425	697.00																																																																																																										
2015	2015-660015699	EIMER, JAMES LEE &	75	66,074	1000	6,268	691.00																																																																																																										
2014	2014-660015699	EIMER, JAMES LEE &	75	67,389	1000	6,412	717.00																																																																																																										
2013	2013-660015699	EIMER, JAMES LEE &	75	66,687	1000	6,335	692.00																																																																																																										




# Rogers

## Assessment Property Record Card for Tax Year 2026

Data provided by LISA DELOZIER County Assessor

Date 04/17/2026  
Time 14:48:33  
Page 2

<b>Units Buildable - FOYIL SEQUOYAH AREA (UNITS BUILDABLE)</b>	
Lot Size	
Lot Count	
Units Buildable	
Non-Ag Acres	0
Topography	
Street Access	
Utilities	
Amenities	LAND QUALITY
Method	Units-Buildable
Base Lot Value	
Factor Value	
Adjustments	
Lot Value	



\\tsclient\TCASEY\CASEY BOOTH VISUAL INSPECTION\2020-1' 11/3/2020

<b>Residential Data</b>	
Type	1 Single Family Residence
Condition	2 - Fair
Quality	2.5 - Fair
Architecture	TRAD TRADITIONAL
Style	100% 1 1/2 Story Finished
Exterior Wall	20% Veneer, Stone 80% Frame, Siding, Wood
Base/Total Area	1,262 / 1,886
Style	100% 1 1/2 Story Finished
HVAC	100% Forced Air Furnace
Roof Cover	1 Composition Shingle
Area on Slab	0
Fixture/RghIn	7 /
Bed/F/H Bath	2 / 1.5 /
Basement Area	
Garage Type	384 Attached Garage - Unfinished
Remodel	
Year/Eff Age	1972 / 54

<b>GRM Approach</b>	
GRM Code	
Gross Rent	0.00
Indicated Value	

<b>Multiple Regression</b>	
MRA Code	
Adjusted R	
Indicated Value	

<b>Direct Comparables</b>	
Selection Model	1 Res
Adjustment Model	A2 AO Test
Comparables	
Indicated Value	

<b>Cost Approach</b>		<b>Manual : 01/2025</b>	
Base Cost	85.02	Total Misc Impr	+ 34,294
Roofing Adj	+ 3.08	Garage Cost	+ 11,351
Subfloor Adj	+ 0.79	Total RCN	= 233,000
Heat/Cool Adj	+ 5.57	Depreciation ( 60%)	- 139,800
Plumbing Adj	+ 4.88	Lump Sums	+ 0
Basement Adj	+ 0.00	RCNLD	= 93,200
Adj Base Cost	= 99.34	Lot Value	+ 93,200
Total Area	x 1,886	Indicated Value	= 93,200
Adjusted Cost	= 187,355	Value Per SqFt	49.42

<b>Value Reconciliation</b>			
Selected Approach	Cost Approach		
Improvements	93,200		
Lot Value			
Indicated Value	93,200	49.42	Per SqFt
Agland Value	4,357		
Site Improvements	11,902		
Total Value	202,659	107.45	Total Value Per SqFt

<b>Miscellaneous Improvements</b>								
Code	Description	Sketch ID	Size	Year	Units	Unit Cost	Depr	Value
FPR1	FIREPLACE - RESIDENTIAL 1 STORY	0		1	1	5,095.98		5,096
CPDT	CARPORT - DETACHED	37874	34x20		680	10.74		7,303
EPSW	ENCLOSED PORCH - SOLID WALL	37875	45x8		360	60.82		21,895



# Rogers

## Assessment Property Record Card for Tax Year 2026

Data provided by LISA DELOZIER County Assessor

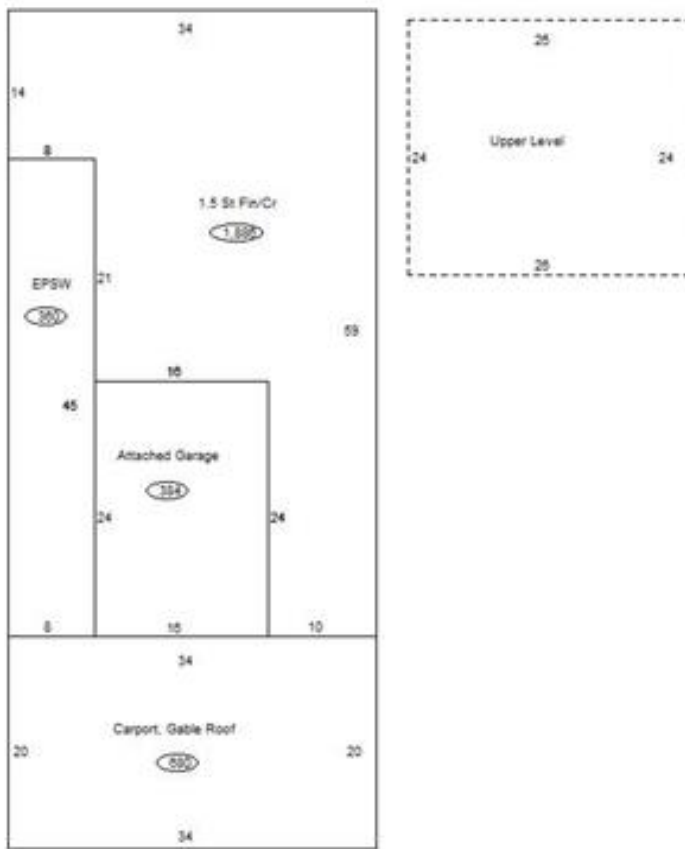
Date 04/17/2026

Time 14:48:33

Page 3

### Sketch Image

660015699



### Sketch Vector Information

Sequence	Code	Type	Built Over	Scale	Section Label	Base Area	Multiplier	Total Area
1	R	5	Crawl	13	1.5 St Fin/Cr	1,262	1.494	1,886
2	G	1		13	Attached Garage	384	1.000	384
3	G	3		13	Carport, Gable Roof	680	1.000	680
4	M	EPSW		13	EPSW	360	1.000	360
5	U	^UL	Overhang	13	Upper Level	624	1.000	624
<b>Total Building Area</b>						<b>1,262</b>		<b>1,886</b>



# Rogers



## Assessment Property Record Card for Tax Year 2026

Data provided by LISA DELOZIER County Assessor

Date 04/17/2026  
 Time 14:48:33  
 Page 4

660015699

### Outbuildings/Site Improvements

Building Image	Code	Description	Dimensions	Floor	Roofing	Total Units	
	BNGP	Barn - General Purpose	0x0x0	Base		4,500	
	Qual	3	Cond 3	Year	Eff Age		
	<b>Valuation Summary</b>		<b>Modifier Total</b>		<b>RCN</b>	<b>Depr (85% Phys/ % Func)</b>	<b>RCNLD</b>
		Base Cost (16.96 x 4,500)	76,320		76,320	64,872	11,448
	CP	CARPORT DIRT	0x0x0			864	
	Qual	3	Cond 3	Year	Eff Age		
	<b>Valuation Summary</b>		<b>Modifier Total</b>		<b>RCN</b>	<b>Depr (85% Phys/ % Func)</b>	<b>RCNLD</b>
		Base Cost (3.50 x 864)	3,024		3,024	2,570	454



# Rogers

## Assessment Property Record Card for Tax Year 2026

Data provided by LISA DELOZIER County Assessor

Date 04/17/2026  
Time 14:48:34  
Page 5

Units Buildable - FOYIL SEQUOYAH AREA (UNITS BUILDABLE)		Primary Image																																																																										
<b>Lot Data</b> Lot Size Lot Count Units Buildable Non-Ag Acres 0 Topography Street Access Utilities Amenities LAND QUALITY  Method Units-Buildable Base Lot Value Factor Value Adjustments Lot Value																																																																												
<b>Residential Data</b> Type 1 Single Family Residence Condition 2 - Fair Quality 3 - Average Architecture TRAD TRADITIONAL Style 100% One Story Exterior Wall 100% Frame, Siding, Vinyl Base/Total Area 1,160 / 1,160 Style 100% One Story HVAC Roof Cover 1 Composition Shingle Area on Slab 0 Fixture/RghIn 4 / Bed/F/H Bath 2 / 1.0 / Basement Area Garage Type Remodel RMA - Year/Eff Age 1950 / 47				\\tsclient\TCASEY\CASEY BOOTH VISUAL INSPECTION\2020-1' 11/3/2020																																																																								
<b>Cost Approach</b> <span style="float: right;">Manual : 01/2025</span>		<b>GRM Approach</b>																																																																										
<table border="0"> <tr> <td>Base Cost</td><td>108.96</td><td>Total Misc Impr</td><td>+</td><td>4,435</td></tr> <tr> <td>Roofing Adj</td><td>+ 5.19</td><td>Garage Cost</td><td>+</td><td></td></tr> <tr> <td>Subfloor Adj</td><td>+ 0.00</td><td>Total RCN</td><td>=</td><td>142,997</td></tr> <tr> <td>Heat/Cool Adj</td><td>+ 0.00</td><td>Depreciation ( 52%)</td><td>-</td><td>74,358</td></tr> <tr> <td>Plumbing Adj</td><td>+ 5.30</td><td>Lump Sums</td><td>+</td><td>4,151</td></tr> <tr> <td>Basement Adj</td><td>+ 0.00</td><td>RCNLD</td><td>=</td><td>72,790</td></tr> <tr> <td>Adj Base Cost</td><td>= 119.45</td><td>Lot Value</td><td>+</td><td></td></tr> <tr> <td>Total Area</td><td>x 1,160</td><td>Indicated Value</td><td>=</td><td>72,790</td></tr> <tr> <td>Adjusted Cost</td><td>= 138,562</td><td>Value Per SqFt</td><td></td><td>62.75</td></tr> </table>		Base Cost	108.96	Total Misc Impr	+	4,435	Roofing Adj	+ 5.19	Garage Cost	+		Subfloor Adj	+ 0.00	Total RCN	=	142,997	Heat/Cool Adj	+ 0.00	Depreciation ( 52%)	-	74,358	Plumbing Adj	+ 5.30	Lump Sums	+	4,151	Basement Adj	+ 0.00	RCNLD	=	72,790	Adj Base Cost	= 119.45	Lot Value	+		Total Area	x 1,160	Indicated Value	=	72,790	Adjusted Cost	= 138,562	Value Per SqFt		62.75	<table border="0"> <tr> <td>GRM Code</td><td></td><td></td><td></td></tr> <tr> <td>Gross Rent</td><td></td><td>0.00</td><td></td></tr> <tr> <td>Indicated Value</td><td></td><td></td><td></td></tr> </table>		GRM Code				Gross Rent		0.00		Indicated Value																			
Base Cost	108.96	Total Misc Impr	+	4,435																																																																								
Roofing Adj	+ 5.19	Garage Cost	+																																																																									
Subfloor Adj	+ 0.00	Total RCN	=	142,997																																																																								
Heat/Cool Adj	+ 0.00	Depreciation ( 52%)	-	74,358																																																																								
Plumbing Adj	+ 5.30	Lump Sums	+	4,151																																																																								
Basement Adj	+ 0.00	RCNLD	=	72,790																																																																								
Adj Base Cost	= 119.45	Lot Value	+																																																																									
Total Area	x 1,160	Indicated Value	=	72,790																																																																								
Adjusted Cost	= 138,562	Value Per SqFt		62.75																																																																								
GRM Code																																																																												
Gross Rent		0.00																																																																										
Indicated Value																																																																												
<table border="0"> <tr> <td>Base Cost</td><td>108.96</td><td>Total Misc Impr</td><td>+</td><td>4,435</td></tr> <tr> <td>Roofing Adj</td><td>+ 5.19</td><td>Garage Cost</td><td>+</td><td></td></tr> <tr> <td>Subfloor Adj</td><td>+ 0.00</td><td>Total RCN</td><td>=</td><td>142,997</td></tr> <tr> <td>Heat/Cool Adj</td><td>+ 0.00</td><td>Depreciation ( 52%)</td><td>-</td><td>74,358</td></tr> <tr> <td>Plumbing Adj</td><td>+ 5.30</td><td>Lump Sums</td><td>+</td><td>4,151</td></tr> <tr> <td>Basement Adj</td><td>+ 0.00</td><td>RCNLD</td><td>=</td><td>72,790</td></tr> <tr> <td>Adj Base Cost</td><td>= 119.45</td><td>Lot Value</td><td>+</td><td></td></tr> <tr> <td>Total Area</td><td>x 1,160</td><td>Indicated Value</td><td>=</td><td>72,790</td></tr> <tr> <td>Adjusted Cost</td><td>= 138,562</td><td>Value Per SqFt</td><td></td><td>62.75</td></tr> </table>		Base Cost	108.96	Total Misc Impr	+	4,435	Roofing Adj	+ 5.19	Garage Cost	+		Subfloor Adj	+ 0.00	Total RCN	=	142,997	Heat/Cool Adj	+ 0.00	Depreciation ( 52%)	-	74,358	Plumbing Adj	+ 5.30	Lump Sums	+	4,151	Basement Adj	+ 0.00	RCNLD	=	72,790	Adj Base Cost	= 119.45	Lot Value	+		Total Area	x 1,160	Indicated Value	=	72,790	Adjusted Cost	= 138,562	Value Per SqFt		62.75	<b>Multiple Regression</b>																													
Base Cost	108.96	Total Misc Impr	+	4,435																																																																								
Roofing Adj	+ 5.19	Garage Cost	+																																																																									
Subfloor Adj	+ 0.00	Total RCN	=	142,997																																																																								
Heat/Cool Adj	+ 0.00	Depreciation ( 52%)	-	74,358																																																																								
Plumbing Adj	+ 5.30	Lump Sums	+	4,151																																																																								
Basement Adj	+ 0.00	RCNLD	=	72,790																																																																								
Adj Base Cost	= 119.45	Lot Value	+																																																																									
Total Area	x 1,160	Indicated Value	=	72,790																																																																								
Adjusted Cost	= 138,562	Value Per SqFt		62.75																																																																								
<table border="0"> <tr> <td>Base Cost</td><td>108.96</td><td>Total Misc Impr</td><td>+</td><td>4,435</td></tr> <tr> <td>Roofing Adj</td><td>+ 5.19</td><td>Garage Cost</td><td>+</td><td></td></tr> <tr> <td>Subfloor Adj</td><td>+ 0.00</td><td>Total RCN</td><td>=</td><td>142,997</td></tr> <tr> <td>Heat/Cool Adj</td><td>+ 0.00</td><td>Depreciation ( 52%)</td><td>-</td><td>74,358</td></tr> <tr> <td>Plumbing Adj</td><td>+ 5.30</td><td>Lump Sums</td><td>+</td><td>4,151</td></tr> <tr> <td>Basement Adj</td><td>+ 0.00</td><td>RCNLD</td><td>=</td><td>72,790</td></tr> <tr> <td>Adj Base Cost</td><td>= 119.45</td><td>Lot Value</td><td>+</td><td></td></tr> <tr> <td>Total Area</td><td>x 1,160</td><td>Indicated Value</td><td>=</td><td>72,790</td></tr> <tr> <td>Adjusted Cost</td><td>= 138,562</td><td>Value Per SqFt</td><td></td><td>62.75</td></tr> </table>		Base Cost	108.96	Total Misc Impr	+	4,435	Roofing Adj	+ 5.19	Garage Cost	+		Subfloor Adj	+ 0.00	Total RCN	=	142,997	Heat/Cool Adj	+ 0.00	Depreciation ( 52%)	-	74,358	Plumbing Adj	+ 5.30	Lump Sums	+	4,151	Basement Adj	+ 0.00	RCNLD	=	72,790	Adj Base Cost	= 119.45	Lot Value	+		Total Area	x 1,160	Indicated Value	=	72,790	Adjusted Cost	= 138,562	Value Per SqFt		62.75	<table border="0"> <tr> <td>MRA Code</td><td></td><td>1 Test</td><td></td></tr> <tr> <td>Adusted R</td><td></td><td>0.8445</td><td></td></tr> <tr> <td>Indicated Value</td><td>87,198</td><td>75.17</td><td>Per SqFt</td></tr> </table>		MRA Code		1 Test		Adusted R		0.8445		Indicated Value	87,198	75.17	Per SqFt																
Base Cost	108.96	Total Misc Impr	+	4,435																																																																								
Roofing Adj	+ 5.19	Garage Cost	+																																																																									
Subfloor Adj	+ 0.00	Total RCN	=	142,997																																																																								
Heat/Cool Adj	+ 0.00	Depreciation ( 52%)	-	74,358																																																																								
Plumbing Adj	+ 5.30	Lump Sums	+	4,151																																																																								
Basement Adj	+ 0.00	RCNLD	=	72,790																																																																								
Adj Base Cost	= 119.45	Lot Value	+																																																																									
Total Area	x 1,160	Indicated Value	=	72,790																																																																								
Adjusted Cost	= 138,562	Value Per SqFt		62.75																																																																								
MRA Code		1 Test																																																																										
Adusted R		0.8445																																																																										
Indicated Value	87,198	75.17	Per SqFt																																																																									
<table border="0"> <tr> <td>Base Cost</td><td>108.96</td><td>Total Misc Impr</td><td>+</td><td>4,435</td></tr> <tr> <td>Roofing Adj</td><td>+ 5.19</td><td>Garage Cost</td><td>+</td><td></td></tr> <tr> <td>Subfloor Adj</td><td>+ 0.00</td><td>Total RCN</td><td>=</td><td>142,997</td></tr> <tr> <td>Heat/Cool Adj</td><td>+ 0.00</td><td>Depreciation ( 52%)</td><td>-</td><td>74,358</td></tr> <tr> <td>Plumbing Adj</td><td>+ 5.30</td><td>Lump Sums</td><td>+</td><td>4,151</td></tr> <tr> <td>Basement Adj</td><td>+ 0.00</td><td>RCNLD</td><td>=</td><td>72,790</td></tr> <tr> <td>Adj Base Cost</td><td>= 119.45</td><td>Lot Value</td><td>+</td><td></td></tr> <tr> <td>Total Area</td><td>x 1,160</td><td>Indicated Value</td><td>=</td><td>72,790</td></tr> <tr> <td>Adjusted Cost</td><td>= 138,562</td><td>Value Per SqFt</td><td></td><td>62.75</td></tr> </table>		Base Cost	108.96	Total Misc Impr	+	4,435	Roofing Adj	+ 5.19	Garage Cost	+		Subfloor Adj	+ 0.00	Total RCN	=	142,997	Heat/Cool Adj	+ 0.00	Depreciation ( 52%)	-	74,358	Plumbing Adj	+ 5.30	Lump Sums	+	4,151	Basement Adj	+ 0.00	RCNLD	=	72,790	Adj Base Cost	= 119.45	Lot Value	+		Total Area	x 1,160	Indicated Value	=	72,790	Adjusted Cost	= 138,562	Value Per SqFt		62.75	<b>Direct Comparables</b>																													
Base Cost	108.96	Total Misc Impr	+	4,435																																																																								
Roofing Adj	+ 5.19	Garage Cost	+																																																																									
Subfloor Adj	+ 0.00	Total RCN	=	142,997																																																																								
Heat/Cool Adj	+ 0.00	Depreciation ( 52%)	-	74,358																																																																								
Plumbing Adj	+ 5.30	Lump Sums	+	4,151																																																																								
Basement Adj	+ 0.00	RCNLD	=	72,790																																																																								
Adj Base Cost	= 119.45	Lot Value	+																																																																									
Total Area	x 1,160	Indicated Value	=	72,790																																																																								
Adjusted Cost	= 138,562	Value Per SqFt		62.75																																																																								
<table border="0"> <tr> <td>Base Cost</td><td>108.96</td><td>Total Misc Impr</td><td>+</td><td>4,435</td></tr> <tr> <td>Roofing Adj</td><td>+ 5.19</td><td>Garage Cost</td><td>+</td><td></td></tr> <tr> <td>Subfloor Adj</td><td>+ 0.00</td><td>Total RCN</td><td>=</td><td>142,997</td></tr> <tr> <td>Heat/Cool Adj</td><td>+ 0.00</td><td>Depreciation ( 52%)</td><td>-</td><td>74,358</td></tr> <tr> <td>Plumbing Adj</td><td>+ 5.30</td><td>Lump Sums</td><td>+</td><td>4,151</td></tr> <tr> <td>Basement Adj</td><td>+ 0.00</td><td>RCNLD</td><td>=</td><td>72,790</td></tr> <tr> <td>Adj Base Cost</td><td>= 119.45</td><td>Lot Value</td><td>+</td><td></td></tr> <tr> <td>Total Area</td><td>x 1,160</td><td>Indicated Value</td><td>=</td><td>72,790</td></tr> <tr> <td>Adjusted Cost</td><td>= 138,562</td><td>Value Per SqFt</td><td></td><td>62.75</td></tr> </table>		Base Cost	108.96	Total Misc Impr	+	4,435	Roofing Adj	+ 5.19	Garage Cost	+		Subfloor Adj	+ 0.00	Total RCN	=	142,997	Heat/Cool Adj	+ 0.00	Depreciation ( 52%)	-	74,358	Plumbing Adj	+ 5.30	Lump Sums	+	4,151	Basement Adj	+ 0.00	RCNLD	=	72,790	Adj Base Cost	= 119.45	Lot Value	+		Total Area	x 1,160	Indicated Value	=	72,790	Adjusted Cost	= 138,562	Value Per SqFt		62.75	<table border="0"> <tr> <td>Selection Model</td><td></td><td>1 Res</td><td></td></tr> <tr> <td>Adjustment Model</td><td></td><td>A2 AO Test</td><td></td></tr> <tr> <td>Comparables</td><td></td><td></td><td></td></tr> <tr> <td>Indicated Value</td><td></td><td></td><td></td></tr> </table>		Selection Model		1 Res		Adjustment Model		A2 AO Test		Comparables				Indicated Value															
Base Cost	108.96	Total Misc Impr	+	4,435																																																																								
Roofing Adj	+ 5.19	Garage Cost	+																																																																									
Subfloor Adj	+ 0.00	Total RCN	=	142,997																																																																								
Heat/Cool Adj	+ 0.00	Depreciation ( 52%)	-	74,358																																																																								
Plumbing Adj	+ 5.30	Lump Sums	+	4,151																																																																								
Basement Adj	+ 0.00	RCNLD	=	72,790																																																																								
Adj Base Cost	= 119.45	Lot Value	+																																																																									
Total Area	x 1,160	Indicated Value	=	72,790																																																																								
Adjusted Cost	= 138,562	Value Per SqFt		62.75																																																																								
Selection Model		1 Res																																																																										
Adjustment Model		A2 AO Test																																																																										
Comparables																																																																												
Indicated Value																																																																												
<table border="0"> <tr> <td>Base Cost</td><td>108.96</td><td>Total Misc Impr</td><td>+</td><td>4,435</td></tr> <tr> <td>Roofing Adj</td><td>+ 5.19</td><td>Garage Cost</td><td>+</td><td></td></tr> <tr> <td>Subfloor Adj</td><td>+ 0.00</td><td>Total RCN</td><td>=</td><td>142,997</td></tr> <tr> <td>Heat/Cool Adj</td><td>+ 0.00</td><td>Depreciation ( 52%)</td><td>-</td><td>74,358</td></tr> <tr> <td>Plumbing Adj</td><td>+ 5.30</td><td>Lump Sums</td><td>+</td><td>4,151</td></tr> <tr> <td>Basement Adj</td><td>+ 0.00</td><td>RCNLD</td><td>=</td><td>72,790</td></tr> <tr> <td>Adj Base Cost</td><td>= 119.45</td><td>Lot Value</td><td>+</td><td></td></tr> <tr> <td>Total Area</td><td>x 1,160</td><td>Indicated Value</td><td>=</td><td>72,790</td></tr> <tr> <td>Adjusted Cost</td><td>= 138,562</td><td>Value Per SqFt</td><td></td><td>62.75</td></tr> </table>		Base Cost	108.96	Total Misc Impr	+	4,435	Roofing Adj	+ 5.19	Garage Cost	+		Subfloor Adj	+ 0.00	Total RCN	=	142,997	Heat/Cool Adj	+ 0.00	Depreciation ( 52%)	-	74,358	Plumbing Adj	+ 5.30	Lump Sums	+	4,151	Basement Adj	+ 0.00	RCNLD	=	72,790	Adj Base Cost	= 119.45	Lot Value	+		Total Area	x 1,160	Indicated Value	=	72,790	Adjusted Cost	= 138,562	Value Per SqFt		62.75	<b>Value Reconciliation</b>																													
Base Cost	108.96	Total Misc Impr	+	4,435																																																																								
Roofing Adj	+ 5.19	Garage Cost	+																																																																									
Subfloor Adj	+ 0.00	Total RCN	=	142,997																																																																								
Heat/Cool Adj	+ 0.00	Depreciation ( 52%)	-	74,358																																																																								
Plumbing Adj	+ 5.30	Lump Sums	+	4,151																																																																								
Basement Adj	+ 0.00	RCNLD	=	72,790																																																																								
Adj Base Cost	= 119.45	Lot Value	+																																																																									
Total Area	x 1,160	Indicated Value	=	72,790																																																																								
Adjusted Cost	= 138,562	Value Per SqFt		62.75																																																																								
<table border="0"> <tr> <td>Base Cost</td><td>108.96</td><td>Total Misc Impr</td><td>+</td><td>4,435</td></tr> <tr> <td>Roofing Adj</td><td>+ 5.19</td><td>Garage Cost</td><td>+</td><td></td></tr> <tr> <td>Subfloor Adj</td><td>+ 0.00</td><td>Total RCN</td><td>=</td><td>142,997</td></tr> <tr> <td>Heat/Cool Adj</td><td>+ 0.00</td><td>Depreciation ( 52%)</td><td>-</td><td>74,358</td></tr> <tr> <td>Plumbing Adj</td><td>+ 5.30</td><td>Lump Sums</td><td>+</td><td>4,151</td></tr> <tr> <td>Basement Adj</td><td>+ 0.00</td><td>RCNLD</td><td>=</td><td>72,790</td></tr> <tr> <td>Adj Base Cost</td><td>= 119.45</td><td>Lot Value</td><td>+</td><td></td></tr> <tr> <td>Total Area</td><td>x 1,160</td><td>Indicated Value</td><td>=</td><td>72,790</td></tr> <tr> <td>Adjusted Cost</td><td>= 138,562</td><td>Value Per SqFt</td><td></td><td>62.75</td></tr> </table>		Base Cost	108.96	Total Misc Impr	+	4,435	Roofing Adj	+ 5.19	Garage Cost	+		Subfloor Adj	+ 0.00	Total RCN	=	142,997	Heat/Cool Adj	+ 0.00	Depreciation ( 52%)	-	74,358	Plumbing Adj	+ 5.30	Lump Sums	+	4,151	Basement Adj	+ 0.00	RCNLD	=	72,790	Adj Base Cost	= 119.45	Lot Value	+		Total Area	x 1,160	Indicated Value	=	72,790	Adjusted Cost	= 138,562	Value Per SqFt		62.75	<table border="0"> <tr> <td>Selected Approach</td><td>Cost Approach</td><td></td><td></td></tr> <tr> <td>Improvements</td><td>72,790</td><td></td><td></td></tr> <tr> <td>Lot Value</td><td></td><td></td><td></td></tr> <tr> <td>Indicated Value</td><td>72,790</td><td>62.75</td><td>Per SqFt</td></tr> <tr> <td>Agland Value</td><td></td><td></td><td></td></tr> <tr> <td>Site Improvements</td><td></td><td></td><td></td></tr> <tr> <td>Total Value</td><td>72,790</td><td>62.75</td><td>Total Value Per SqFt</td></tr> </table>		Selected Approach	Cost Approach			Improvements	72,790			Lot Value				Indicated Value	72,790	62.75	Per SqFt	Agland Value				Site Improvements				Total Value	72,790	62.75	Total Value Per SqFt
Base Cost	108.96	Total Misc Impr	+	4,435																																																																								
Roofing Adj	+ 5.19	Garage Cost	+																																																																									
Subfloor Adj	+ 0.00	Total RCN	=	142,997																																																																								
Heat/Cool Adj	+ 0.00	Depreciation ( 52%)	-	74,358																																																																								
Plumbing Adj	+ 5.30	Lump Sums	+	4,151																																																																								
Basement Adj	+ 0.00	RCNLD	=	72,790																																																																								
Adj Base Cost	= 119.45	Lot Value	+																																																																									
Total Area	x 1,160	Indicated Value	=	72,790																																																																								
Adjusted Cost	= 138,562	Value Per SqFt		62.75																																																																								
Selected Approach	Cost Approach																																																																											
Improvements	72,790																																																																											
Lot Value																																																																												
Indicated Value	72,790	62.75	Per SqFt																																																																									
Agland Value																																																																												
Site Improvements																																																																												
Total Value	72,790	62.75	Total Value Per SqFt																																																																									
<b>Miscellaneous Improvements</b>																																																																												
<b>Code</b>	<b>Description</b>	<b>Sketch ID</b>	<b>Size</b>	<b>Year</b>	<b>Units</b>	<b>Unit Cost</b>	<b>Depr</b>	<b>Value</b>																																																																				
WODO	WOOD DECK - OPEN	148142	18x10		180	23.06		4,151																																																																				
PRCH	SLAB PORCH - COVERED	148143	14x12		168	26.40		4,435																																																																				



# Rogers

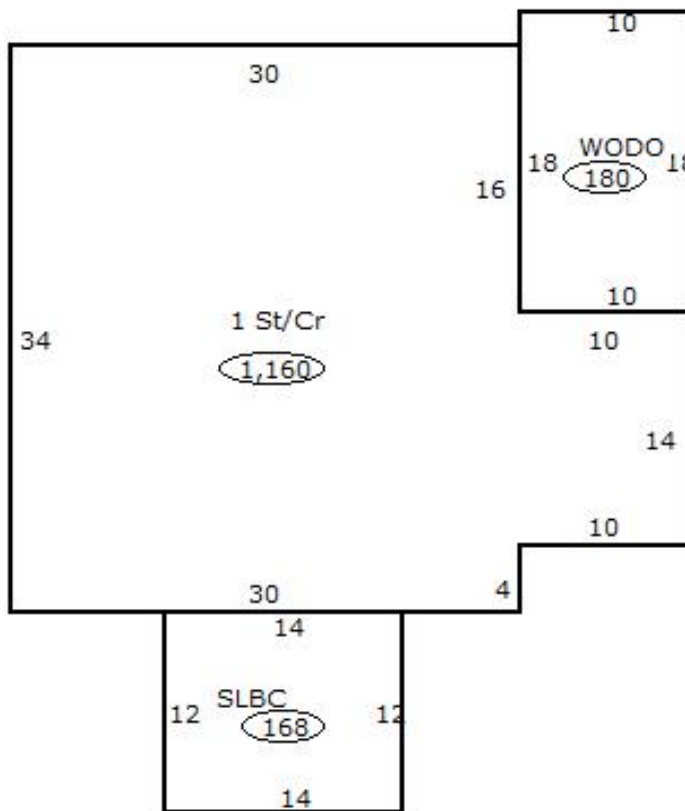
## Assessment Property Record Card for Tax Year 2026

Data provided by LISA DELOZIER County Assessor

Date 04/17/2026  
 Time 14:48:34  
 Page 6

Sketch Image

660015699



### Sketch Vector Information

Sequence	Code	Type	Built Over	Scale	Section Label	Base Area	Multiplier	Total Area
1	R	1	Crawl	13	1 St/Cr	1,160	1.000	1,160
2	M	WODO		13	WODO	180	1.000	180
3	M	PRCH		13	SLBC	168	1.000	168
<b>Total Building Area</b>						<b>1,160</b>		<b>1,160</b>



# Rogers

## Assessment Property Record Card for Tax Year 2026

Data provided by LISA DELOZIER County Assessor

Date 04/17/2026  
Time 14:48:34  
Page 7

### Agland Inventory

660015699

Soi	Description	Land Use	LPI	Adj Type	Adj Code	Acres	Use/Acre	Mkt/Acre	Use Value	Market Value
HC	HECTOR STONY SANDY LOAM	TMBR	20			.259	36	36	9	9
RS	ROUGH STONY LAND	TMBR	20			21.258	36	36	765	765
VD	VERDIGRIS SILT LOAM	TMBR	95			13.584	171	171	2,323	2,323
VF	VERDIGRIS SOILS FREQUENTL	TMBR	47			14.899	85	85	1,260	1,260
<b>TMBR Totals</b>						50.000			4,357	4,357
<b>Total Agland</b>						50.000			4,357	4,357