



# Rogers

## Assessment Property Record Card for Tax Year 2026

Data provided by LISA DELOZIER County Assessor

Date 04/18/2026  
Time 07:49:27  
Page 1

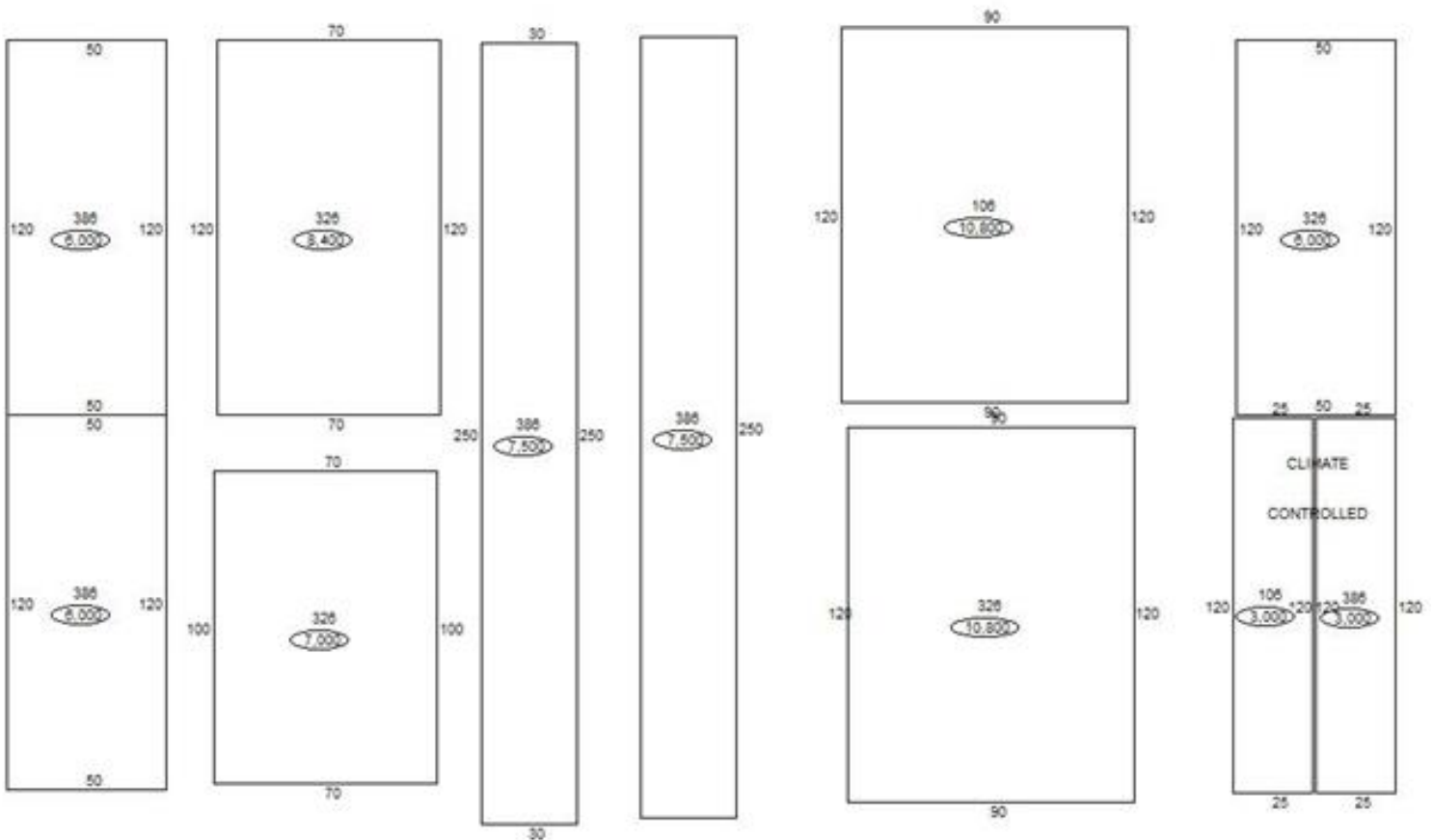
Assessment Data					Primary Image																																																																																																																				
<b>Account</b> 660021788 <b>Parcel ID</b> 21N14E-26-1-00000-000-0000 <b>Cadastral ID</b> 26-21-14-00300 <b>Property Type</b> REAL - Real Property <b>Property Class</b> RC VI Area 4 <b>Tax Area</b> 3 - OWASSO RURAL/NO FIRE <b>Name ID</b> 293583 TRAILS END MINI STORAGE LLC  PO BOX 231 OWASSO OK 74055-0000  <b>Parcel Location</b> <b>Situs</b> 17602 E 86TH ST N <b>Subdivision</b> <b>Lot/Block</b> / <b>Parcel Size</b> 5 - Acres <b>Sec/Twn/Rng</b> 26 / 21 / 14 / 1 <b>Neighborhood</b> 5001 - TASC 2016 <b>School District</b> S021 - OWASSO SCHOOLS																																																																																																																									
<b>Legal Description</b> Lat/Long: 36.27804544 -95.77748738										<b>Building Permits</b>																																																																																																															
N/2 NE/4 NE/4 NE/4					<table border="1"> <thead> <tr> <th>Number</th> <th>Description</th> <th>Opened</th> <th>Closed</th> <th>Amount</th> </tr> </thead> <tbody> <tr> <td>C25 022</td> <td>45 X 210 MINI STORAGE</td> <td>04/2025</td> <td>02/2026</td> <td>437,874</td> </tr> <tr> <td>CV22</td> <td>CV23-ADDING 2 BUILDINGS</td> <td>02/2022</td> <td>04/2023</td> <td>525,161</td> </tr> <tr> <td>C2015 09 2</td> <td>R16-NEW 50X120 6000 SQ FT MINI ST</td> <td>09/2015</td> <td>01/2019</td> <td>164,256</td> </tr> <tr> <td>C2015 09 3</td> <td>R16-NEW 90X120 10800 SQ FT MINI ST</td> <td>09/2015</td> <td>01/2019</td> <td>222,792</td> </tr> <tr> <td>C2012-09-02</td> <td>90X120 MINI STORAGE</td> <td>09/2012</td> <td>11/2013</td> <td>239,000</td> </tr> </tbody> </table>					Number	Description	Opened	Closed	Amount	C25 022	45 X 210 MINI STORAGE	04/2025	02/2026	437,874	CV22	CV23-ADDING 2 BUILDINGS	02/2022	04/2023	525,161	C2015 09 2	R16-NEW 50X120 6000 SQ FT MINI ST	09/2015	01/2019	164,256	C2015 09 3	R16-NEW 90X120 10800 SQ FT MINI ST	09/2015	01/2019	222,792	C2012-09-02	90X120 MINI STORAGE	09/2012	11/2013	239,000																																																																																		
Number	Description	Opened	Closed	Amount																																																																																																																					
C25 022	45 X 210 MINI STORAGE	04/2025	02/2026	437,874																																																																																																																					
CV22	CV23-ADDING 2 BUILDINGS	02/2022	04/2023	525,161																																																																																																																					
C2015 09 2	R16-NEW 50X120 6000 SQ FT MINI ST	09/2015	01/2019	164,256																																																																																																																					
C2015 09 3	R16-NEW 90X120 10800 SQ FT MINI ST	09/2015	01/2019	222,792																																																																																																																					
C2012-09-02	90X120 MINI STORAGE	09/2012	11/2013	239,000																																																																																																																					
<b>Exemptions</b>					<b>Sale History</b>																																																																																																																				
<table border="1"> <thead> <tr> <th>Code</th> <th>Type</th> <th>Active</th> <th>Maximum</th> <th>Exemption</th> </tr> </thead> <tbody> <tr> <td></td> <td></td> <td></td> <td></td> <td></td> </tr> </tbody> </table>					Code	Type	Active	Maximum	Exemption						<table border="1"> <thead> <tr> <th>Bk/Pg</th> <th>Grantor</th> <th>Date</th> <th>Price</th> <th>Code</th> </tr> </thead> <tbody> <tr> <td>1818/874</td> <td>TRECO SALES INC</td> <td>10/30/2006</td> <td>230,000</td> <td>11</td> </tr> </tbody> </table>					Bk/Pg	Grantor	Date	Price	Code	1818/874	TRECO SALES INC	10/30/2006	230,000	11																																																																																												
Code	Type	Active	Maximum	Exemption																																																																																																																					
Bk/Pg	Grantor	Date	Price	Code																																																																																																																					
1818/874	TRECO SALES INC	10/30/2006	230,000	11																																																																																																																					
<b>Parcel Valuation</b>																																																																																																																									
<table border="1"> <thead> <tr> <th>Source</th> <th>REAL</th> </tr> </thead> <tbody> <tr> <td>Remove Cap</td> <td>2007</td> </tr> <tr> <td>Year Frozen</td> <td>0</td> </tr> <tr> <td>Uncapped Value</td> <td>867,596</td> </tr> <tr> <td>TIF Project ID</td> <td>0</td> </tr> </tbody> </table>		Source	REAL	Remove Cap	2007	Year Frozen	0	Uncapped Value	867,596	TIF Project ID	0	<table border="1"> <thead> <tr> <th>Fair Cash</th> <th>Capped</th> <th>Asmnt Level</th> <th>Assessed</th> </tr> </thead> <tbody> <tr> <td>Land Value</td> <td>120,109</td> <td>120,109</td> <td>13,212</td> </tr> <tr> <td>Improvements</td> <td>4,698,383</td> <td>3,661,138</td> <td>402,725</td> </tr> <tr> <td>Mobile Home</td> <td>0</td> <td>0</td> <td>0</td> </tr> <tr> <td>Total Value</td> <td>4,818,492</td> <td>3,781,247</td> <td>415,937</td> </tr> </tbody> </table>			Fair Cash	Capped	Asmnt Level	Assessed	Land Value	120,109	120,109	13,212	Improvements	4,698,383	3,661,138	402,725	Mobile Home	0	0	0	Total Value	4,818,492	3,781,247	415,937	<table border="1"> <thead> <tr> <th>Levy Rate</th> <th>Current Tax</th> </tr> </thead> <tbody> <tr> <td>97.960</td> <td>40,745.19</td> </tr> <tr> <td>Assessed</td> <td>415,937</td> </tr> <tr> <td>Penalty</td> <td>0</td> </tr> <tr> <td>Exemption</td> <td>0</td> </tr> <tr> <td>Total Taxable</td> <td>415,937</td> </tr> </tbody> </table>		Levy Rate	Current Tax	97.960	40,745.19	Assessed	415,937	Penalty	0	Exemption	0	Total Taxable	415,937																																																																									
Source	REAL																																																																																																																								
Remove Cap	2007																																																																																																																								
Year Frozen	0																																																																																																																								
Uncapped Value	867,596																																																																																																																								
TIF Project ID	0																																																																																																																								
Fair Cash	Capped	Asmnt Level	Assessed																																																																																																																						
Land Value	120,109	120,109	13,212																																																																																																																						
Improvements	4,698,383	3,661,138	402,725																																																																																																																						
Mobile Home	0	0	0																																																																																																																						
Total Value	4,818,492	3,781,247	415,937																																																																																																																						
Levy Rate	Current Tax																																																																																																																								
97.960	40,745.19																																																																																																																								
Assessed	415,937																																																																																																																								
Penalty	0																																																																																																																								
Exemption	0																																																																																																																								
Total Taxable	415,937																																																																																																																								
<b>Assessment History</b>																																																																																																																									
<table border="1"> <thead> <tr> <th>Tax Year</th> <th>Statement Number</th> <th>Billed Owner</th> <th>Tax Area</th> <th>Total Value</th> <th>Exemptions</th> <th>Taxable Value</th> <th>Billed Tax</th> </tr> </thead> <tbody> <tr><td>2025</td><td>2025-660021788</td><td>TRAILS END MINI STORAGE LLC</td><td>3</td><td>3,101,337</td><td>0</td><td>305,239</td><td>29,901.00</td></tr> <tr><td>2024</td><td>2024-660021788</td><td>TRAILS END MINI STORAGE LLC</td><td>3</td><td>2,756,579</td><td>0</td><td>290,705</td><td>27,928.00</td></tr> <tr><td>2023</td><td>2023-660021788</td><td>TRAILS END MINI STORAGE LLC</td><td>3</td><td>1,788,482</td><td>0</td><td>196,733</td><td>18,436.00</td></tr> <tr><td>2022</td><td>2022-660021788</td><td>TRAILS END MINI STORAGE LLC</td><td>3</td><td>1,732,459</td><td>0</td><td>190,571</td><td>18,670.00</td></tr> <tr><td>2021</td><td>2021-660021788</td><td>TRAILS END MINI STORAGE LLC</td><td>3</td><td>1,825,794</td><td>0</td><td>198,633</td><td>19,216.00</td></tr> <tr><td>2020</td><td>2020-660021788</td><td>TRAILS END MINI STORAGE LLC</td><td>3</td><td>1,825,794</td><td>0</td><td>189,174</td><td>18,274.00</td></tr> <tr><td>2019</td><td>2019-660021788</td><td>TRAILS END MINI STORAGE LLC</td><td>3</td><td>1,637,874</td><td>0</td><td>180,166</td><td>17,417.00</td></tr> <tr><td>2018</td><td>2018-660021788</td><td>TRAILS END MINI STORAGE LLC</td><td>3</td><td>1,077,117</td><td>0</td><td>118,483</td><td>11,028.00</td></tr> <tr><td>2017</td><td>2017-660021788</td><td>TRAILS END MINI STORAGE LLC</td><td>3</td><td>1,077,117</td><td>0</td><td>118,155</td><td>11,114.00</td></tr> <tr><td>2016</td><td>2016-660021788</td><td>TRAILS END MINI STORAGE LLC</td><td>3</td><td>1,077,117</td><td>0</td><td>112,529</td><td>10,595.00</td></tr> <tr><td>2015</td><td>2015-660021788</td><td>TRAILS END MINI STORAGE LLC</td><td>3</td><td>495,000</td><td>0</td><td>54,450</td><td>5,163.00</td></tr> <tr><td>2014</td><td>2014-660021788</td><td>TRAILS END MINI STORAGE LLC</td><td>3</td><td>495,000</td><td>0</td><td>54,450</td><td>5,212.00</td></tr> <tr><td>2013</td><td>2013-660021788</td><td>TRAILS END MINI STORAGE LLC</td><td>3</td><td>745,000</td><td>0</td><td>81,950</td><td>7,677.00</td></tr> </tbody> </table>										Tax Year	Statement Number	Billed Owner	Tax Area	Total Value	Exemptions	Taxable Value	Billed Tax	2025	2025-660021788	TRAILS END MINI STORAGE LLC	3	3,101,337	0	305,239	29,901.00	2024	2024-660021788	TRAILS END MINI STORAGE LLC	3	2,756,579	0	290,705	27,928.00	2023	2023-660021788	TRAILS END MINI STORAGE LLC	3	1,788,482	0	196,733	18,436.00	2022	2022-660021788	TRAILS END MINI STORAGE LLC	3	1,732,459	0	190,571	18,670.00	2021	2021-660021788	TRAILS END MINI STORAGE LLC	3	1,825,794	0	198,633	19,216.00	2020	2020-660021788	TRAILS END MINI STORAGE LLC	3	1,825,794	0	189,174	18,274.00	2019	2019-660021788	TRAILS END MINI STORAGE LLC	3	1,637,874	0	180,166	17,417.00	2018	2018-660021788	TRAILS END MINI STORAGE LLC	3	1,077,117	0	118,483	11,028.00	2017	2017-660021788	TRAILS END MINI STORAGE LLC	3	1,077,117	0	118,155	11,114.00	2016	2016-660021788	TRAILS END MINI STORAGE LLC	3	1,077,117	0	112,529	10,595.00	2015	2015-660021788	TRAILS END MINI STORAGE LLC	3	495,000	0	54,450	5,163.00	2014	2014-660021788	TRAILS END MINI STORAGE LLC	3	495,000	0	54,450	5,212.00	2013	2013-660021788	TRAILS END MINI STORAGE LLC	3	745,000	0	81,950	7,677.00
Tax Year	Statement Number	Billed Owner	Tax Area	Total Value	Exemptions	Taxable Value	Billed Tax																																																																																																																		
2025	2025-660021788	TRAILS END MINI STORAGE LLC	3	3,101,337	0	305,239	29,901.00																																																																																																																		
2024	2024-660021788	TRAILS END MINI STORAGE LLC	3	2,756,579	0	290,705	27,928.00																																																																																																																		
2023	2023-660021788	TRAILS END MINI STORAGE LLC	3	1,788,482	0	196,733	18,436.00																																																																																																																		
2022	2022-660021788	TRAILS END MINI STORAGE LLC	3	1,732,459	0	190,571	18,670.00																																																																																																																		
2021	2021-660021788	TRAILS END MINI STORAGE LLC	3	1,825,794	0	198,633	19,216.00																																																																																																																		
2020	2020-660021788	TRAILS END MINI STORAGE LLC	3	1,825,794	0	189,174	18,274.00																																																																																																																		
2019	2019-660021788	TRAILS END MINI STORAGE LLC	3	1,637,874	0	180,166	17,417.00																																																																																																																		
2018	2018-660021788	TRAILS END MINI STORAGE LLC	3	1,077,117	0	118,483	11,028.00																																																																																																																		
2017	2017-660021788	TRAILS END MINI STORAGE LLC	3	1,077,117	0	118,155	11,114.00																																																																																																																		
2016	2016-660021788	TRAILS END MINI STORAGE LLC	3	1,077,117	0	112,529	10,595.00																																																																																																																		
2015	2015-660021788	TRAILS END MINI STORAGE LLC	3	495,000	0	54,450	5,163.00																																																																																																																		
2014	2014-660021788	TRAILS END MINI STORAGE LLC	3	495,000	0	54,450	5,212.00																																																																																																																		
2013	2013-660021788	TRAILS END MINI STORAGE LLC	3	745,000	0	81,950	7,677.00																																																																																																																		





**Sketch Image**

660021788



**Sketch Vector Information**

Sequence	Code	Type	Built Over	Scale	Section Label	Base Area	Multiplier	Total Area
1	C	106		50	106	10,800	1.000	10,800
2	C	386		50	386	7,500	1.000	7,500
3	C	386		50	386	7,500	1.000	7,500
4	N	0		50	CLIMATE		0.000	
5	N	0		50	CONTROLLED		0.000	
6	C	386		50	386	3,000	1.000	3,000
7	C	106		50	106	3,000	1.000	3,000
8	C	326		50	326	6,000	1.000	6,000
9	C	326		50	326	10,800	1.000	10,800
10	C	326		50	326	8,400	1.000	8,400
11	C	326		50	326	7,000	1.000	7,000
12	C	386		50	386	6,000	1.000	6,000
13	C	386		50	386	6,000	1.000	6,000
<b>Total Building Area</b>						<b>76,000</b>		<b>76,000</b>



# Rogers

## Assessment Property Record Card for Tax Year 2026

Data provided by LISA DELOZIER County Assessor

Date 04/18/2026  
Time 07:49:27  
Page 4

Account 660021788  
Parcel ID 21N14E-26-1-00000-000-0000  
Cadastral ID 26-21-14-00300

Tax Area Code 3  
Property Class RC  
Owners Name TRAILS END MINI STORAGE LLC

### Building Data

Building ID 5349  
Building Sequence 1  
Occupancy 1 386 Mini-Warehouse 100%  
Occupancy 2  
Occupancy 3  
Total Floor Area 6,000  
Average Perimeter 340  
Number Of Storys 1.00  
Average Wall Ht 14.00  
Year Built 2025  
Effective Age 1  
Construction Class 7 - Pre-Engineered Steel Frame  
Quality 3 - Average  
Condition 3 - Average  
Exterior Wall 116 - Single Metal on Steel Frame  
Heating/Cooling 15 - No HVAC  
Roof Type Gable  
Roof Cover Metal

Basement Area  
Basement Levels  
Basement Finish  
Finish Code - 1  
Finish Area - 1  
Finish Code - 2  
Finish Area - 2

### Building Image

### Image Information

Image Name  
Image Date  
Image Name  
Description

### Cost Calculations

Appraisal Zone 4  
Zone Description  
Base Cost 56.27  
Wall Cost 16.76  
HVAC Cost 0.00  
Basement Cost 0.00  
Total Base Cost 73.03  
Total Area 6,000  
Base RCN 438,180  
Misc Impr Value

Manual Date 01/2025  
Base Year 2026  
Modifier Value  
Total Replacement Cost 438,180  
Physical Depreciation 1%  
Functional Depreciation  
Total Depreciation 1% (4,382)  
Total RCNLD 433,798  
Lump Sums  
Total Building Value 433,798 \$ 72.30 Per SqFt



# Rogers

## Assessment Property Record Card for Tax Year 2026

Data provided by LISA DELOZIER County Assessor

Date 04/18/2026  
Time 07:49:27  
Page 5

Account 660021788  
Parcel ID 21N14E-26-1-00000-000-0000  
Cadastral ID 26-21-14-00300

Tax Area Code 3  
Property Class RC  
Owners Name TRAILS END MINI STORAGE LLC

### Building Data

Building ID 5350  
Building Sequence 2  
Occupancy 1 386 Mini-Warehouse 100%  
Occupancy 2  
Occupancy 3  
Total Floor Area 6,000  
Average Perimeter 340  
Number Of Storys 1.00  
Average Wall Ht 14.00  
Year Built 2025  
Effective Age 1  
Construction Class 7 - Pre-Engineered Steel Frame  
Quality 3 - Average  
Condition 3 - Average  
Exterior Wall 116 - Single Metal on Steel Frame  
Heating/Cooling 15 - No HVAC  
Roof Type Gable  
Roof Cover Metal

Basement Area  
Basement Levels  
Basement Finish  
Finish Code - 1  
Finish Area - 1  
Finish Code - 2  
Finish Area - 2

### Building Image

### Image Information

Image Name  
Image Date  
Image Name  
Description

### Cost Calculations

Appraisal Zone 4  
Zone Description  
Base Cost 56.27  
Wall Cost 16.76  
HVAC Cost 0.00  
Basement Cost 0.00  
Total Base Cost 73.03  
Total Area 6,000  
Base RCN 438,180  
Misc Impr Value

Manual Date 01/2025  
Base Year 2026  
Modifier Value  
Total Replacement Cost 438,180  
Physical Depreciation 1%  
Functional Depreciation  
Total Depreciation 1% (4,382)  
Total RCNLD 433,798  
Lump Sums  
Total Building Value 433,798 \$ 72.30 Per SqFt



# Rogers

## Assessment Property Record Card for Tax Year 2026

Data provided by LISA DELOZIER County Assessor

Date 04/18/2026  
Time 07:49:27  
Page 6

Account 660021788  
Parcel ID 21N14E-26-1-00000-000-0000  
Cadastral ID 26-21-14-00300

Tax Area Code 3  
Property Class RC  
Owners Name TRAILS END MINI STORAGE LLC

### Building Data

Building ID 5000  
Building Sequence 3  
Occupancy 1 326 Storage Garage 100%  
Occupancy 2  
Occupancy 3  
Total Floor Area 8,400  
Average Perimeter 380  
Number Of Storys 1.00  
Average Wall Ht 10.00  
Year Built 2023  
Effective Age 2  
Construction Class 1 - Residential Stud Frame  
Quality 3 - Average  
Condition 3 - Average  
Exterior Wall 88 - Stud Metal Siding  
Heating/Cooling 15 - No HVAC  
Roof Type  
Roof Cover Metal

Basement Area  
Basement Levels  
Basement Finish  
Finish Code - 1  
Finish Area - 1  
Finish Code - 2  
Finish Area - 2

### Building Image



### Image Information

Image Name IMG\_0004.JPG  
Image Date 4/19/2023  
Image Name IMG\_0004.JPG  
Description 70X120 STORAGE

### Cost Calculations

Appraisal Zone 4  
Zone Description  
Base Cost 41.93  
Wall Cost 13.26  
HVAC Cost 0.00  
Basement Cost 0.00  
Total Base Cost 55.19  
Total Area 8,400  
Base RCN 463,596  
Misc Impr Value

Manual Date 01/2025  
Base Year 2026  
Modifier Value  
Total Replacement Cost 463,596  
Physical Depreciation 2%  
Functional Depreciation  
Total Depreciation 2% (9,272)  
Total RCNLD 454,324  
Lump Sums  
Total Building Value 454,324 \$ 54.09 Per SqFt



# Rogers

## Assessment Property Record Card for Tax Year 2026

Data provided by LISA DELOZIER County Assessor

Date 04/18/2026  
Time 07:49:27  
Page 7

Account 660021788  
Parcel ID 21N14E-26-1-00000-000-0000  
Cadastral ID 26-21-14-00300

Tax Area Code 3  
Property Class RC  
Owners Name TRAILS END MINI STORAGE LLC

### Building Data

Building ID 5001  
Building Sequence 4  
Occupancy 1 326 Storage Garage 100%  
Occupancy 2  
Occupancy 3  
Total Floor Area 7,000  
Average Perimeter 340  
Number Of Storys 1.00  
Average Wall Ht 10.00  
Year Built 2023  
Effective Age 2  
Construction Class 1 - Residential Stud Frame  
Quality 3 - Average  
Condition 3 - Average  
Exterior Wall 88 - Stud Metal Siding  
Heating/Cooling 15 - No HVAC  
Roof Type Gable  
Roof Cover Metal

Basement Area  
Basement Levels  
Basement Finish  
Finish Code - 1  
Finish Area - 1  
Finish Code - 2  
Finish Area - 2

### Building Image



### Image Information

Image Name IMG\_0005.JPG  
Image Date 4/19/2023  
Image Name IMG\_0005.JPG  
Description 70X100 STORAGE

### Cost Calculations

Appraisal Zone 4  
Zone Description  
Base Cost 41.92  
Wall Cost 14.23  
HVAC Cost 0.00  
Basement Cost 0.00  
Total Base Cost 56.15  
Total Area 7,000  
Base RCN 393,050  
Misc Impr Value

Manual Date 01/2025  
Base Year 2026  
Modifier Value  
Total Replacement Cost 393,050  
Physical Depreciation 2%  
Functional Depreciation  
Total Depreciation 2% (7,861)  
Total RCNLD 385,189  
Lump Sums  
Total Building Value 385,189 \$ 55.03 Per SqFt



# Rogers

## Assessment Property Record Card for Tax Year 2026

Data provided by LISA DELOZIER County Assessor

Date 04/18/2026  
Time 07:49:27  
Page 8

Account 660021788  
Parcel ID 21N14E-26-1-00000-000-0000  
Cadastral ID 26-21-14-00300

Tax Area Code 3  
Property Class RC  
Owners Name TRAILS END MINI STORAGE LLC

### Building Data

Building ID 4349  
Building Sequence 5  
Occupancy 1 326 Storage Garage 100%  
Occupancy 2  
Occupancy 3  
Total Floor Area 6,000  
Average Perimeter 340  
Number Of Storys 1.00  
Average Wall Ht 10.00  
Year Built 2019  
Effective Age 4  
Construction Class 7 - Pre-Engineered Steel Frame  
Quality 3 - Average  
Condition 3 - Average  
Exterior Wall 116 - Single Metal on Steel Frame  
Heating/Cooling 15 - No HVAC  
Roof Type Gable  
Roof Cover Metal

Basement Area  
Basement Levels  
Basement Finish  
Finish Code - 1  
Finish Area - 1  
Finish Code - 2  
Finish Area - 2

### Building Image

### Image Information

Image Name  
Image Date  
Image Name  
Description

### Cost Calculations

Appraisal Zone 4  
Zone Description  
Base Cost 44.99  
Wall Cost 12.27  
HVAC Cost 0.00  
Basement Cost 0.00  
Total Base Cost 57.26  
Total Area 6,000  
Base RCN 343,560  
Misc Impr Value

Manual Date 01/2025  
Base Year 2026  
Modifier Value  
Total Replacement Cost 343,560  
Physical Depreciation 5%  
Functional Depreciation  
Total Depreciation 5% (17,178)  
Total RCNLD 326,382  
Lump Sums  
Total Building Value 326,382 \$ 54.40 Per SqFt



# Rogers

## Assessment Property Record Card for Tax Year 2026

Data provided by LISA DELOZIER County Assessor

Date 04/18/2026  
Time 07:49:27  
Page 9

Account 660021788  
Parcel ID 21N14E-26-1-00000-000-0000  
Cadastral ID 26-21-14-00300

Tax Area Code 3  
Property Class RC  
Owners Name TRAILS END MINI STORAGE LLC

### Building Data

Building ID 4350  
Building Sequence 6  
Occupancy 1 326 Storage Garage 100%  
Occupancy 2  
Occupancy 3  
Total Floor Area 10,800  
Average Perimeter 420  
Number Of Storys 1.00  
Average Wall Ht 14.00  
Year Built 2019  
Effective Age 4  
Construction Class 7 - Pre-Engineered Steel Frame  
Quality 3 - Average  
Condition 3 - Average  
Exterior Wall 116 - Single Metal on Steel Frame  
Heating/Cooling 7 - Package Unit  
Roof Type Gable  
Roof Cover Metal

Basement Area  
Basement Levels  
Basement Finish  
Finish Code - 1  
Finish Area - 1  
Finish Code - 2  
Finish Area - 2

### Building Image

### Image Information

Image Name  
Image Date  
Image Name  
Description

### Cost Calculations

Appraisal Zone 4  
Zone Description  
Base Cost 45.19  
Wall Cost 11.50  
HVAC Cost 17.13  
Basement Cost 0.00  
Total Base Cost 73.82  
Total Area 10,800  
Base RCN 797,256  
Misc Impr Value

Manual Date 01/2025  
Base Year 2026  
Modifier Value  
Total Replacement Cost 797,256  
Physical Depreciation 5%  
Functional Depreciation  
Total Depreciation 5% (39,863)  
Total RCNLD 757,393  
Lump Sums  
Total Building Value 757,393 \$ 70.13 Per SqFt



# Rogers

## Assessment Property Record Card for Tax Year 2026

Data provided by LISA DELOZIER County Assessor

Date 04/18/2026  
Time 07:49:27  
Page 10

Account 660021788  
Parcel ID 21N14E-26-1-00000-000-0000  
Cadastral ID 26-21-14-00300

Tax Area Code 3  
Property Class RC  
Owners Name TRAILS END MINI STORAGE LLC

### Building Data

Building ID 3455  
Building Sequence 7  
Occupancy 1 106 Controlled Atmosphere Storage 100%  
Occupancy 2  
Occupancy 3  
Total Floor Area 3,000  
Average Perimeter 290  
Number Of Storys 1.00  
Average Wall Ht 14.00  
Year Built 2014  
Effective Age 6  
Construction Class 7 - Pre-Engineered Steel Frame  
Quality 3 - Average  
Condition 3 - Average  
Exterior Wall 116 - Single Metal on Steel Frame  
Heating/Cooling 8 - Warmed and Cooled Air  
Roof Type Gable  
Roof Cover Metal

Basement Area  
Basement Levels  
Basement Finish  
Finish Code - 1  
Finish Area - 1  
Finish Code - 2  
Finish Area - 2

### Building Image

### Image Information

Image Name  
Image Date  
Image Name  
Description

### Cost Calculations

Appraisal Zone 4  
Zone Description  
Base Cost 15.23  
Wall Cost 5.08  
HVAC Cost 14.41  
Basement Cost 0.00  
Total Base Cost 34.72  
Total Area 3,000  
Base RCN 104,160  
Misc Impr Value

Manual Date 01/2025  
Base Year 2026  
Modifier Value  
Total Replacement Cost 104,160  
Physical Depreciation 11%  
Functional Depreciation  
Total Depreciation 11% (11,458)  
Total RCNLD 92,702  
Lump Sums  
Total Building Value 92,702 \$ 30.90 Per SqFt



# Rogers

## Assessment Property Record Card for Tax Year 2026

Data provided by LISA DELOZIER County Assessor

Date 04/18/2026  
Time 07:49:27  
Page 11

Account 660021788  
Parcel ID 21N14E-26-1-00000-000-0000  
Cadastral ID 26-21-14-00300

Tax Area Code 3  
Property Class RC  
Owners Name TRAILS END MINI STORAGE LLC

### Building Data

Building ID 2858  
Building Sequence 8  
Occupancy 1 106 Controlled Atmosphere Storage 100%  
Occupancy 2  
Occupancy 3  
Total Floor Area 10,800  
Average Perimeter 420  
Number Of Storys 1.00  
Average Wall Ht 14.00  
Year Built 2012  
Effective Age 7  
Construction Class 7 - Pre-Engineered Steel Frame  
Quality 3 - Average  
Condition 3 - Average  
Exterior Wall 116 - Single Metal on Steel Frame  
Heating/Cooling 7 - Package Unit  
Roof Type Gable  
Roof Cover Metal

Basement Area  
Basement Levels  
Basement Finish  
Finish Code - 1  
Finish Area - 1  
Finish Code - 2  
Finish Area - 2

### Building Image

### Image Information

Image Name  
Image Date  
Image Name  
Description

### Cost Calculations

Appraisal Zone 4  
Zone Description  
Base Cost 12.24  
Wall Cost 4.08  
HVAC Cost 12.25  
Basement Cost 0.00  
Total Base Cost 28.57  
Total Area 10,800  
Base RCN 308,556  
Misc Impr Value

Manual Date 01/2025  
Base Year 2026  
Modifier Value  
Total Replacement Cost 308,556  
Physical Depreciation 14%  
Functional Depreciation  
Total Depreciation 14% (43,198)  
Total RCNLD 265,358  
Lump Sums  
Total Building Value 265,358 \$ 24.57 Per SqFt



# Rogers

## Assessment Property Record Card for Tax Year 2026

Data provided by LISA DELOZIER County Assessor

Date 04/18/2026  
Time 07:49:27  
Page 12

Account 660021788  
Parcel ID 21N14E-26-1-00000-000-0000  
Cadastral ID 26-21-14-00300

Tax Area Code 3  
Property Class RC  
Owners Name TRAILS END MINI STORAGE LLC

### Building Data

Building ID 3454  
Building Sequence 9  
Occupancy 1 386 Mini-Warehouse 100%  
Occupancy 2  
Occupancy 3  
Total Floor Area 3,000  
Average Perimeter 290  
Number Of Storys 1.00  
Average Wall Ht 14.00  
Year Built 2014  
Effective Age 6  
Construction Class 7 - Pre-Engineered Steel Frame  
Quality 3 - Average  
Condition 3 - Average  
Exterior Wall 116 - Single Metal on Steel Frame  
Heating/Cooling 15 - No HVAC  
Roof Type Gable  
Roof Cover Metal

Basement Area  
Basement Levels  
Basement Finish  
Finish Code - 1  
Finish Area - 1  
Finish Code - 2  
Finish Area - 2

### Building Image


### Image Information

Image Name  
Image Date  
Image Name  
Description

### Cost Calculations

Appraisal Zone 4  
Zone Description  
Base Cost 55.33  
Wall Cost 28.60  
HVAC Cost 0.00  
Basement Cost 0.00  
Total Base Cost 83.93  
Total Area 3,000  
Base RCN 251,790  
Misc Impr Value

Manual Date 01/2025  
Base Year 2026  
Modifier Value  
Total Replacement Cost 251,790  
Physical Depreciation 8%  
Functional Depreciation  
Total Depreciation 8% (20,143)  
Total RCNLD 231,647  
Lump Sums  
Total Building Value 231,647 \$ 77.22 Per SqFt



# Rogers

## Assessment Property Record Card for Tax Year 2026

Data provided by LISA DELOZIER County Assessor

Date 04/18/2026  
Time 07:49:27  
Page 13

Account 660021788  
Parcel ID 21N14E-26-1-00000-000-0000  
Cadastral ID 26-21-14-00300

Tax Area Code 3  
Property Class RC  
Owners Name TRAILS END MINI STORAGE LLC

### Building Data

Building ID 2439  
Building Sequence 10  
Occupancy 1 386 Mini-Warehouse 100%  
Occupancy 2  
Occupancy 3  
Total Floor Area 7,500  
Average Perimeter 560  
Number Of Storys 1.00  
Average Wall Ht 14.00  
Year Built 2008  
Effective Age 10  
Construction Class 7 - Pre-Engineered Steel Frame  
Quality 3 - Average  
Condition 3 - Average  
Exterior Wall 88 - Stud Metal Siding  
Heating/Cooling 15 - No HVAC  
Roof Type Gable  
Roof Cover Metal

Basement Area  
Basement Levels  
Basement Finish  
Finish Code - 1  
Finish Area - 1  
Finish Code - 2  
Finish Area - 2

### Building Image


### Image Information

Image Name  
Image Date  
Image Name  
Description

### Cost Calculations

Appraisal Zone 4  
Zone Description  
Base Cost 55.85  
Wall Cost 22.09  
HVAC Cost 0.00  
Basement Cost 0.00  
Total Base Cost 77.94  
Total Area 7,500  
Base RCN 584,550  
Misc Impr Value

Manual Date 01/2025  
Base Year 2026  
Modifier Value  
Total Replacement Cost 584,550  
Physical Depreciation 15%  
Functional Depreciation  
Total Depreciation 15% (87,683)  
Total RCNLD 496,867  
Lump Sums  
Total Building Value 496,867 \$ 66.25 Per SqFt



# Rogers

## Assessment Property Record Card for Tax Year 2026

Data provided by LISA DELOZIER County Assessor

Date 04/18/2026  
Time 07:49:28  
Page 14

Account 660021788  
Parcel ID 21N14E-26-1-00000-000-0000  
Cadastral ID 26-21-14-00300

Tax Area Code 3  
Property Class RC  
Owners Name TRAILS END MINI STORAGE LLC

### Building Data

Building ID 2762  
Building Sequence 11  
Occupancy 1 386 Mini-Warehouse 100%  
Occupancy 2  
Occupancy 3  
Total Floor Area 7,500  
Average Perimeter 560  
Number Of Storys 1.00  
Average Wall Ht 14.00  
Year Built 2009  
Effective Age 10  
Construction Class 7 - Pre-Engineered Steel Frame  
Quality 3 - Average  
Condition 3 - Average  
Exterior Wall 88 - Stud Metal Siding  
Heating/Cooling 15 - No HVAC  
Roof Type Gable  
Roof Cover Metal

Basement Area  
Basement Levels  
Basement Finish  
Finish Code - 1  
Finish Area - 1  
Finish Code - 2  
Finish Area - 2

### Building Image


### Image Information

Image Name  
Image Date  
Image Name  
Description

### Cost Calculations

Appraisal Zone 4  
Zone Description  
Base Cost 55.85  
Wall Cost 22.09  
HVAC Cost 0.00  
Basement Cost 0.00  
Total Base Cost 77.94  
Total Area 7,500  
Base RCN 584,550  
Misc Impr Value

Manual Date 01/2025  
Base Year 2026  
Modifier Value  
Total Replacement Cost 584,550  
Physical Depreciation 15%  
Functional Depreciation  
Total Depreciation 15% (87,683)  
Total RCNLD 496,867  
Lump Sums  
Total Building Value 496,867 \$ 66.25 Per SqFt



# Rogers

## Assessment Property Record Card for Tax Year 2026

Data provided by LISA DELOZIER County Assessor

Date 04/18/2026

Time 07:49:28

Page 15

660021788

### Outbuildings/Site Improvements

Building Image	Code	Description	Dimensions	Floor	Roofing	Total Units
	PACN	PAVING - CONCRETE	0x0x0	Concrete		70,000
	Qual	4.5	Cond	4.5	Year	2015
				Eff Age	4	

Valuation Summary	Modifier Total	RCN	Depr (% Phys/ % Func)	RCNLD
Base Cost (5.86 x 70,000)		410,200	86,142	324,058
<b>Total Site Improvement Value</b>				<b>324,058</b>